

Executive MBA Programme
Class profile of 2027

Total students: **67** International students: **48%**

Average age



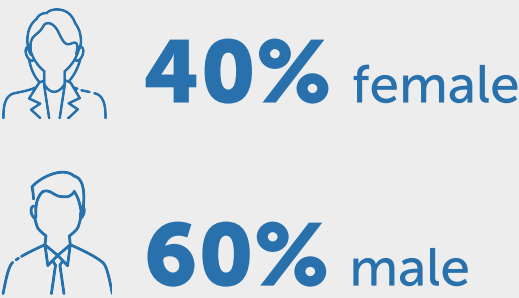
15% < 30 years
36% 30-34 years
27% 35-39 years
22% > 40 years

Average experience

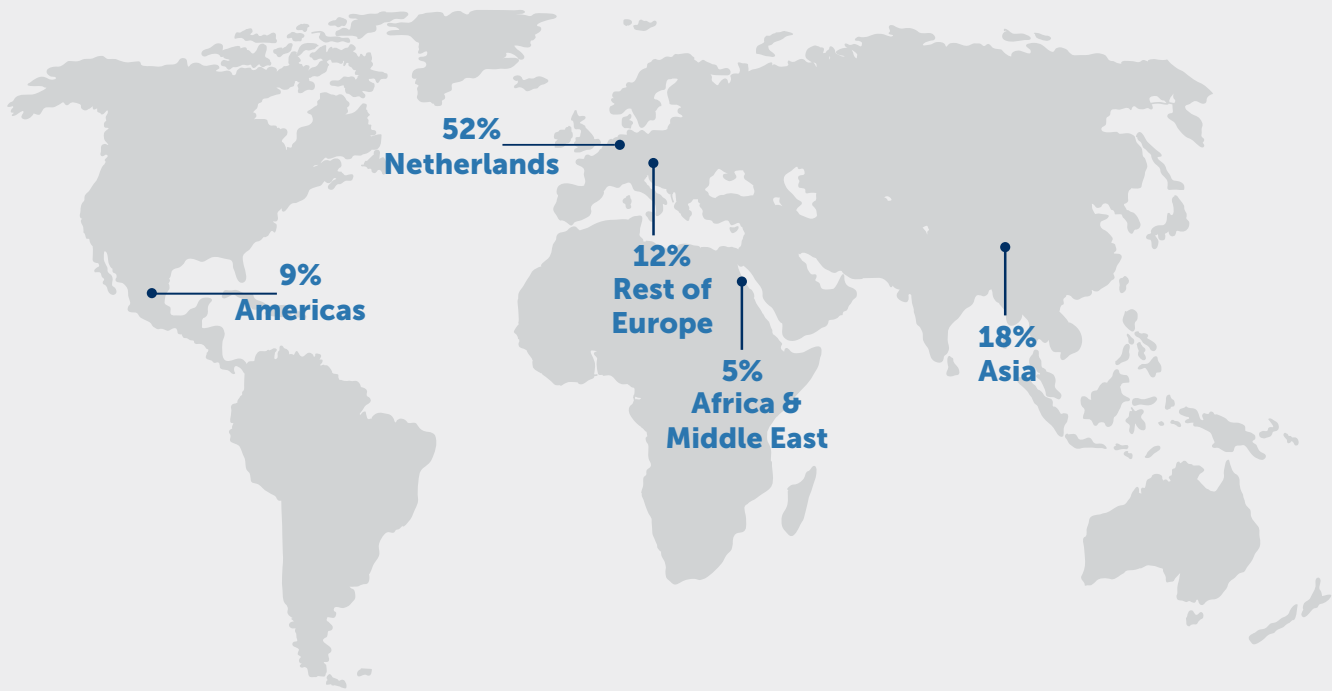


30% 4-7 years
34% 8-12 years
27% 13-18 years
9% 19+ years

Gender ratio

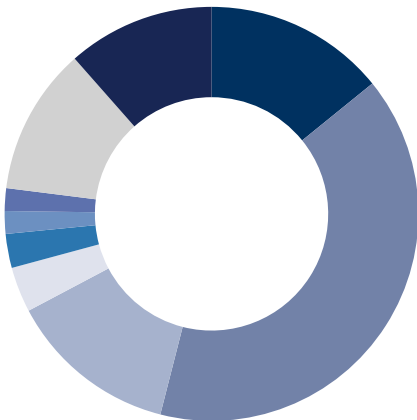


Geographic distribution



Educational Background

- 16% Business & Economics
- 45% Engineering
- 15% Sciences
- 4% Humanities & Arts
- 2% Law
- 3% Marketing & Sales
- 2% Medicine
- 13% Other

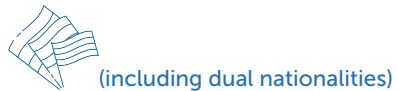


Job Function

- 8% Business Development
- 3% Consulting
- 8% Finance
- 9% General Management
- 9% Information Systems
- 3% Marketing
- 12% Operations
- 6% Own Business
- 3% Professional Services
- 13% Project Management
- 6% Sales
- 4% Strategy
- 6% Supply Chain Management/Logistics
- 10% Other



Nationalities: **28**



Belgium
Brazil
Canada
Chile
China
Colombia
Egypt
France
Greece
Hong Kong
India
Iran
Israel
Italy

Netherlands
Nigeria
Peru
Poland
Portugal
Saudi Arabia
South Africa
South Korea
Spain
Türkiye
Uganda
Ukraine
United Kingdom
United States of America