

Global Executive MBA Class profile of 2025


Total participants: **28**

International participants: **79%**

Average age



Female



Average yrs.
work experience

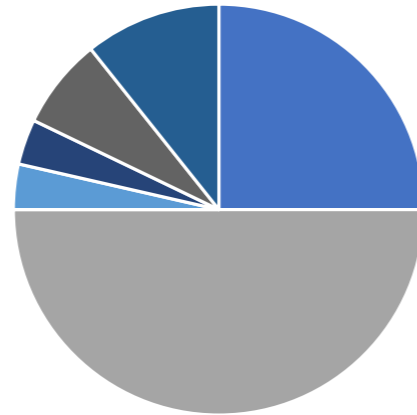


Average yrs.
managerial experience



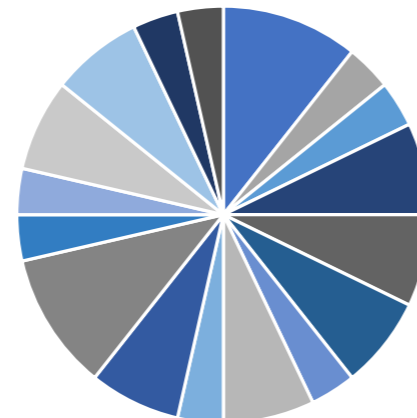
Academic Background

- 50% Engineering
- 25% Business & Economics
- 11% Sciences
- 4% Humanities & Arts
- 4% Medicine
- 7% Other



Industries

- 11% Manufacturing
- 11% Chemical
- 7% Financial Services/Banking/Investment Bankin
- 7% Energy, Oil and Utilities
- 7% Consumer Goods and Electronics
- 7% Information Technology
- 7% Logistics/Supply Chain
- 7% Professional Services
- 7% Retail
- 4% Consulting
- 4% Shipping/Maritime Services
- 21% Other



Nationalities: **19**



(including dual nationalities)

- 14% Brazil
- 4% China
- 11% India
- 7% Italy
- 21% Netherlands
- 4% Greece
- 4% Ukraine
- 4% Spain
- 4% Lithuania
- 4% Russian Federation
- 4% Kazakhstan
- 4% United Kingdom
- 4% Nigeria
- 4% Egypt
- 4% South Africa
- 4% Norway
- 4% Poland

