

Elective Information Session

MSc Programme Management



Agenda

1

Information

2

Timeline

3

Action steps

- Study situation
- Master Programme electives round
- Open elective round

4

Switch periods

5

My Elective Process Information

6

Important points

7

FAQ

8

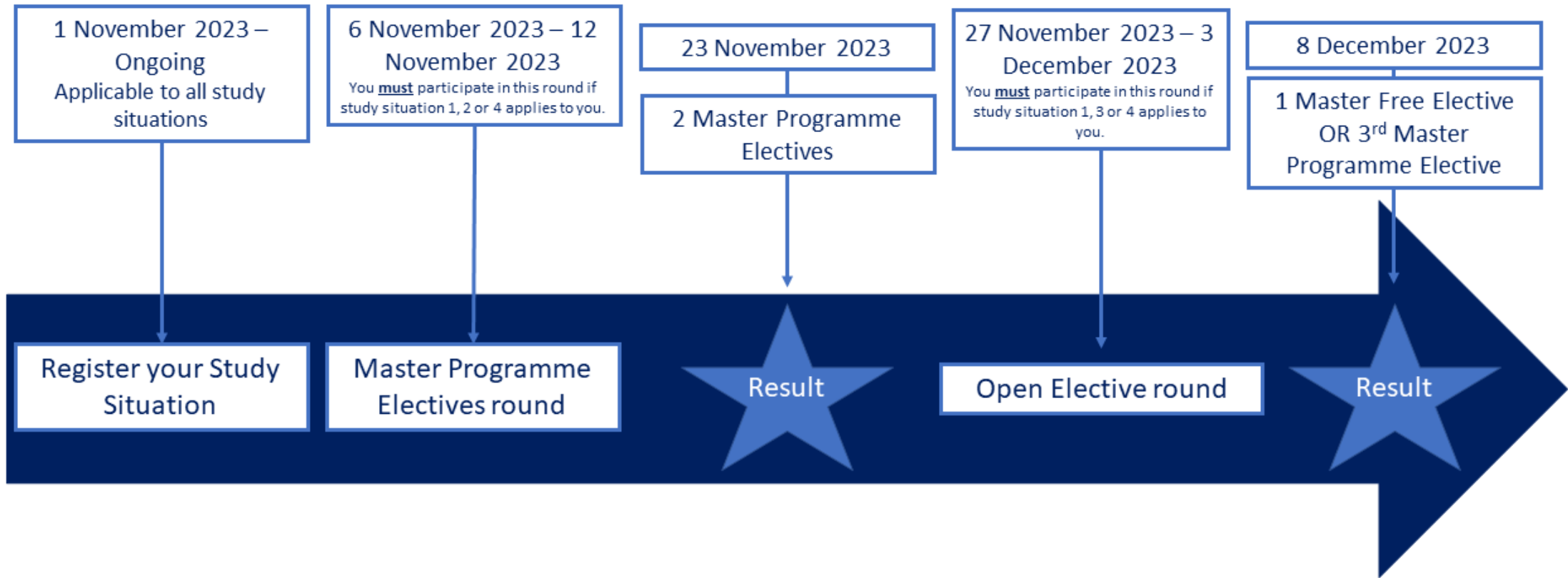
Q&A

Information

All information can be found in the [Master Services Knowledge base](#) → [Electives](#)


Especially Relevant:

- Elective Overview Document
- Elective Registration Process Document & Videos
- FAQ Document




Action steps


Step 1: Register your study situation



Study situation

- URL of Elective Registration System: <https://select.rsm.nl/>
- System opens from Wednesday 1 November, it is not possible to access it before.
- All students need to register their study situation. First step at all times!
- If you cannot access the system on 1 November, contact Programme Management ([contact form](#)).

Elective registration My Elective Process Information Logout 

RSM  Rotterdam School of Management
Erasmus University

Study Situation Registration

This registration form is locked. If you need to make changes, contact your MSc Programme Manager.

- I need 3 electives for my current MSc programme
You have to take 3 electives in this academic year for one programme.
- I need 2 electives for my current MSc programme
You have to take 2 electives in this academic year for one programme.
- I need 1 elective only for my current MSc programme
You have to take 1 elective in this academic year for one programme.
- I need 3 electives for my *current* MSc programme, and a 4th for my *first* MSc programme
You have to take 4 electives in this academic year – 3 electives for the programme you have started in academic year 2021 at RSM and 1 elective for the programme you started in the previous academic year 2020 at RSM. Please refer to the "Taking 4th Elective" part in the [Elective Process Document](#) for further information and instructions. Below, you need to select both your current programme at RSM and the programme that you started in the previous academic year at RSM, and for which you need to complete one elective, your 4th Elective.
- I want to take extra-curricular elective(s) which will not be counted towards my programme studies
You have already fulfilled your programme's elective requirements, but you would like to take additional extra-curricular elective(s). More information regarding the extra-curricular electives and your programme of studies can be found in paragraph 5 of article 2.3 of the MSc Examination Regulations.

Note: If you would like to have extra-curricular electives included in your grade transcript and GPA as Master Free Electives, you need to submit a request to Examination Board.

Study situation

- **Study situation 1:** “I need 3 electives for my current MSc Programme”

You will complete your MSc Programme this academic year

- **Study situation 2:** “I need 2 electives for my current MSc Programme”

You have a specific study plan. E.g. You would like to complete a 2nd MSc

- **Study situation 3:** “I need 1 elective for my current MSc Programme”

This is your 2nd year and you have already completed 2 electives or you have any other reason to complete one elective this year.

- **Study situation 4:** “I need 3 electives for my current MSc Programme and a 4th for my *first* MSc programme”

This is your 2nd RSM MSc Programme and you have already completed 2 electives for your 1st MSc at RSM.

You can only complete the study situation registration ONCE!


In which registration rounds do I need to participate?

In short,

- If you need 3 electives, both the Master Programme Electives round and the Open Elective round.
- If you need 2 electives, only the Master Programme Electives round.
- If you need 1 elective, only the Open Elective round.

Action steps

Step 2: Master Programme electives round



Master Programme electives round

Master Programme electives round

- 6 to 12 November
- Rank ALL Programme Electives for ALL Blocks
- Students that need 2 or more electives

Students are assigned two Master Programme Electives (MPE).

Results will be announced on 23 November!

The screenshot shows the 'Preference ranking' page on the RSM website. The page is titled 'Preference ranking' and includes instructions: 'You must rank ALL the electives in order to confirm your selection. Please drag and drop all the electives from "Available electives" to "My elective preferences" in the order of your preferences - elective placed on top is your most preferred one, and the one at the bottom is your least preferred. If you hover your mouse over the "Block 3/4/5" blue boxes, electives offered in the relevant block will be highlighted.'

The interface is divided into two main sections:

- Available electives:** A list of elective courses with their respective block numbers. The list includes:
 - BMME020 - Portfolio Management (Block(s): 3)
 - BMME021 - Derivatives (Block(s): 3)
 - BMME023 - Banking and Financial Intermediation (Block(s): 3)
 - BMME024 - Treasury Management (Block(s): 4)
 - BMME025 - Mergers and Acquisitions (Block(s): 3)
 - BMME026 - Household Finance (Block(s): 4)
 - BMME027 - Advanced Valuation and Value Creation (Block(s): 4)
 - BMME028 - FinTech (Block(s): 5)
 - BMME030 - Real Estate Finance (Block(s): 4)
- My elective preferences (0):** A section for placing selected electives in order of preference. It includes a 'Save' button and instructions: 'Please drag and drop your electives here in the order of your preferences - elective placed on top is your most preferred.'

The screenshot shows the 'Preference ranking' page on the RSM website, viewed on a mobile device. The page is titled 'Preference ranking' and includes instructions: 'You must rank ALL the electives in order to confirm your selection. Please drag and drop all the electives from "Available electives" to "Preferred electives" in the order of your preferences - elective placed on top is your most preferred one, and the one at the bottom is your least preferred. You must click "Save" to confirm your preferences. If you hover your mouse over the "Block 3/4/5" blue boxes, electives offered in the relevant block will be highlighted.'


The interface is divided into two main sections:

- Available electives:** A list of elective courses with their respective block numbers. The list includes:
 - BMME021 (Block(s): 3)
 - BMME023 (Block(s): 3)
- Preferred electives (2):** A section for placing selected electives in order of preference. It includes a 'Save' button and instructions: 'Please drag and drop your electives here in the order of your preferences - elective placed on top is your most preferred one, and the one at the bottom is your least preferred. You must click "Save" to confirm your preferences.'

Tip:
Have your course information ready at hand when using the mobile version.

Action steps

Step 3: Open elective round



Open elective round

Open Elective round

- 27 November to 3 December
- Rank at least 15 Electives (from your own programme or from other programmes)
- Students that need 1,3 or 4 electives
- Only courses with available seats
- Only block with no assigned electives

Students are assigned one Master Free Elective (MFE) or a third Master Programme Elective (MPE).

Results will be announced on 8 December!

The screenshot shows the 'Preference ranking' page on the RSM website. The page is titled 'Preference ranking' and includes instructions: 'You must rank ALL the electives in order to confirm your selection. Please drag and drop all the electives from "Available electives" to "My elective preferences" in the order of your preferences - elective placed on top is your most preferred one, and the one at the bottom is your least preferred. If you hover your mouse over the "Block 3/4/5" blue boxes, electives offered in the relevant block will be highlighted.' The page is divided into two main sections: 'Available electives' and 'My elective preferences (0)'. The 'Available electives' section lists several courses with their respective block numbers: BMME020 - Portfolio Management (Block(s): 3), BMME021 - Derivatives (Block(s): 3), BMME023 - Banking and Financial Intermediation (Block(s): 3), BMME024 - Treasury Management (Block(s): 4), BMME025 - Mergers and Acquisitions (Block(s): 3), BMME026 - Household Finance (Block(s): 4), BMME027 - Advanced Valuation and Value Creation (Block(s): 4), BMME028 - FinTech (Block(s): 5), and BMME030 - Real Estate Finance (Block(s): 4). The 'My elective preferences' section is currently empty and has a 'Save' button.

The screenshot shows the 'Preference ranking' page on the RSM website, viewed on a mobile device. The page is titled 'Preference ranking' and includes instructions: 'You must rank ALL the electives in order to confirm your selection. Please drag and drop all the electives from "Available electives" to "Preferred electives" in the order of your preferences - elective placed on top is your most preferred one, and the one at the bottom is your least preferred. You must click "Save" to confirm your preferences. If you hover your mouse over the "Block 3/4/5" blue boxes, electives offered in the relevant block will be highlighted.' The page is divided into two main sections: 'Available electives' and 'Preferred electives (2)'. The 'Available electives' section lists two courses: BMME021 (Block(s): 3) and BMME023 (Block(s): 3). The 'Preferred electives' section lists one course: BMME020 (Block(s): 3). There is a 'Save' button in the 'Preferred electives' section.

Tip:
Have your course information ready at hand when using the mobile version.

Switch periods

- Switch period prior to each block
 - 8 – 14 January
 - 26 February – 3 March
 - 15 – 21 April

Important

- First-come, first-served registration.
- Courses that are full are not displayed.
- During each switch week, you can swap courses from any of the coming blocks.
- Screen refreshes every 30 seconds.

The screenshot shows the 'Elective registration' page for RSM Erasmus University. The page is titled 'Switch week' and contains the following sections:

- Registration Results:** Lists allocated electives: BMME002 (Advanced Business Analysis and Valuation, Programme elective, Block: 3) and BMIM10FE (Climate Change Strategy Role Play, Free elective, Block: 4).
- Electives:** Lists currently available electives with a refresh timer at 28 seconds. The list includes: BMME004 - Taxation (Free elective, Block(s): 5), BMME007 - Mergers and Acquisitions and corporate governance (Free elective, Block(s): 5), and BMME0104 - Managing Performance of Manufacturing and Service Systems (Free elective, Block(s): 5). Each entry has a green plus icon to its right.

Registration Results

Your allocated electives are as follows:

> **BMME002**
Free elective
Block: 3

> **BMME004**
Free elective
Block: 5

Electives

The following electives are currently available to you. Electives that are **full** are **not** listed below. The below list will automatically refresh every 30 seconds.

⌚ 25 seconds until the next refresh

> **BMIM10FE**
Free elective
Block(s): 4

> **BMIM10FE**
Free elective
Block(s): 4

My Elective Process Information

Elective registration

My Elective Process Information

Logout



My elective process information

(73969)

Study situation: Three electives

Programme: MSc Finance & Investments

Number of electives: 3

Assigned courses

> Block 3

> **BMME025 - Mergers and acquisitions (2 groups)**

Block: 3

> Block 4

> **BMME028 - FinTech**

Block: 4

> Block 5

> **BMME098 - Financial distress and corporate restructuring**

Block: 5

Course Preferences

> Round 1 (active)

> **BMME021 - Derivatives**

Block: 3

1

> **BMME023 - Banking and financial intermediation**

Block: 5

2

> **BMME024 - Treasury Management (FI/AFM)**

Block: 3

3

> **BMME027 - Advanced valuation & value creation (2 groups)**

Block: 4

4

> **BMME002 - Advanced Business Analysis and Valuation (AFM/FI)**

Block: 3, 4

5

FAQ

I will apply for the master exchange programme and would like to leave one elective open. What shall I do?

As the master exchange programme will normally confirm your acceptance to the master exchange after the elective registration rounds, we strongly advise you proceed with both rounds 1 and 2 of the elective registration in order to be allocated three electives. If/when you are certain that you will take part in the master exchange programme, you can withdraw from one of your allocated electives during a switch week.

If I failed an elective in the last academic year, do I need to take the same elective or study in the same block?

You can take any elective during any block in this academic year to compensate for a failed elective. But please make sure your elective choice fulfills the programme requirement – i.e. you must take a total of three electives and at least two of them are MPEs.

How does the elective registration algorithm work?

The elective registration system uses an algorithm to assign you to elective(s) based on your elective preferences confirmed during the first two rounds. The system is created to make sure the elective allocation is fair so most students are assigned to electives that are among their first 5 elective preferences.

...and a lot more in the FAQ document on [this page!](#)

Important points

- Videos on the steps of the Elective Registration Process available in [Master Services Knowledge bank](#).
- Changes cannot be made to assigned electives between the Master Programme electives round and the Open elective round.
- If you missed the Master Programme electives round and/or the Open elective round, you can choose from the available electives in switch weeks.
- After the Master Programme electives round you get assigned two Master Programme Electives (MPE). After the Open elective round you get assigned one Master Free Elective (that can also be a third Master Programme Elective)
- You **need** two MPE's to graduate, so you are responsible to make sure that you meet this requirement if you participate in the switch periods.
- It is not possible to complete two electives in one block.
- You will only be enrolled to your courses **after** the switch periods.

Questions?

- All information can be found in the [Master Services Knowledge base](#) → [Elective](#)
- If you can't find the answer to your question on the above page you can contact us via our [contact form](#).



Thank you

www.rsm.nl

Burgemeester Oudlaan 50
3062 PA Rotterdam
The Netherlands

+31 10 408 2222
info@rsm.nl



Accredited by

