

# REGISTRATION FOR RE-SITS

MSc Programme Management

Version: 13 May 2020

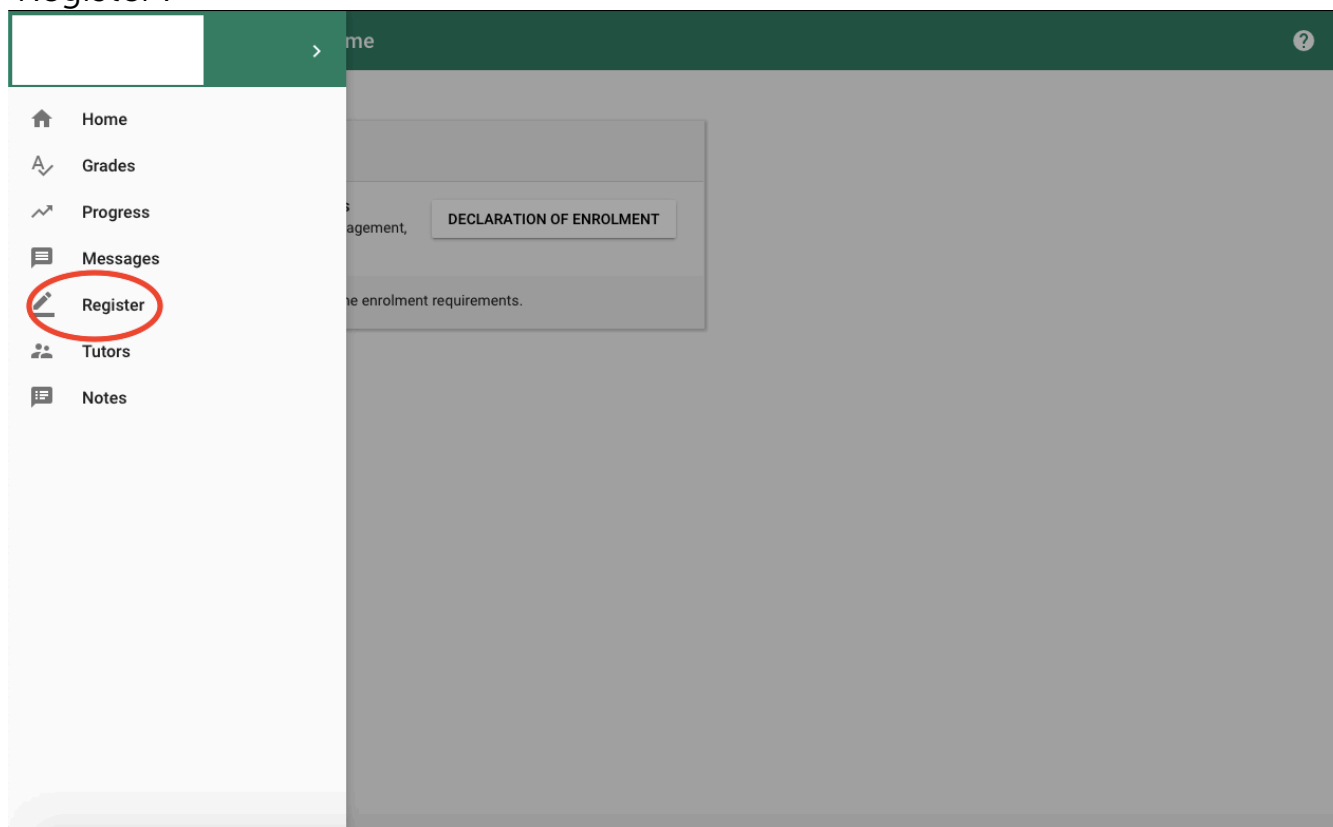
Step 1: Go to [www.my.eur.nl](http://www.my.eur.nl) and log in with your ERNA-details.

Step 2: Go to Osiris. You can find the link in the RSM Favorites menu.

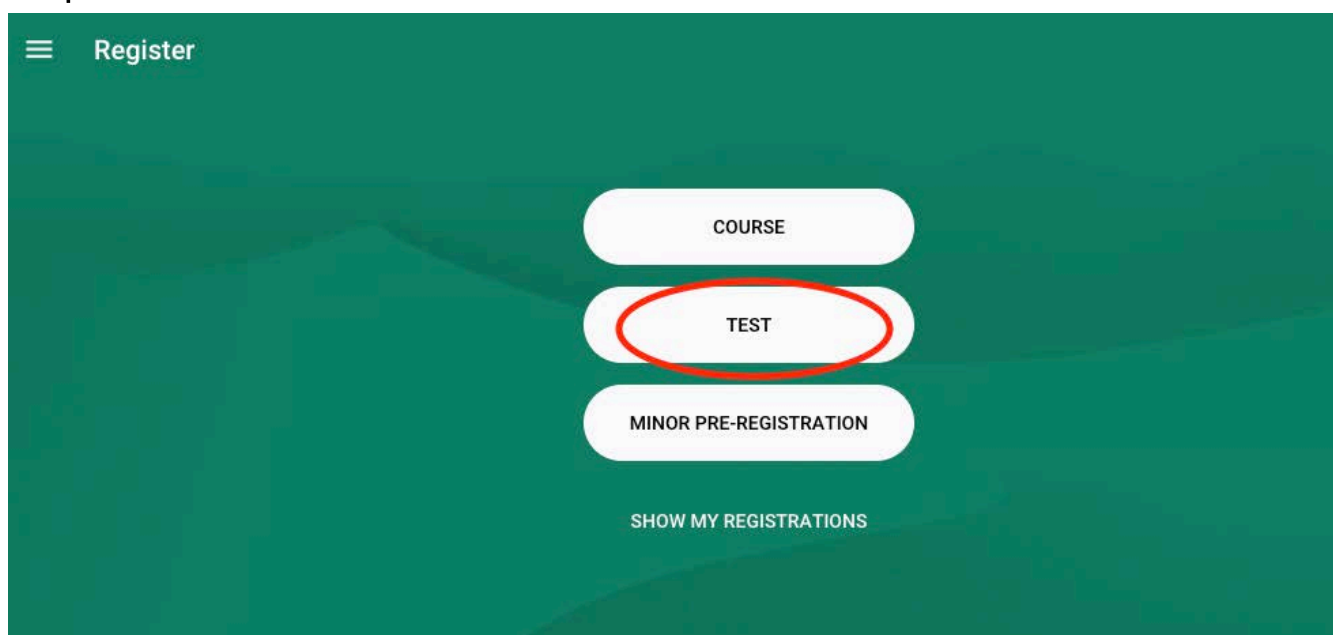
The screenshot shows the RSM website dashboard. On the left, there's a search bar and a section for 'Erasmus Magazine' with several news articles. The middle section contains 'Notice' and 'News RSM' with various updates. On the right, there's a navigation menu with 'OSIRIS' circled in red, and an 'Announcements' section with a table of events.

Date	Event	Location
28 Feb	Exams 29-02-2020 (ESE)	Tentamenlocaties/E.. locations
27 Feb	Update over het Corona virus	
27 Feb	Internships & (side-)jobs - 27 February	Career Centre
27 Feb	National ThinkTank 2020	MSc Notice Board
27 Feb	Meld je aan voor de	Erasmus Student

**Step 3:** Open the menu on the upper left part of your screen and click on 'Register'.



**Step 4:** Click on 'Test' to find the available re-sit.



**Step 5:** On the menu on the left, select 'Only from my regular programme' to find the available resits.

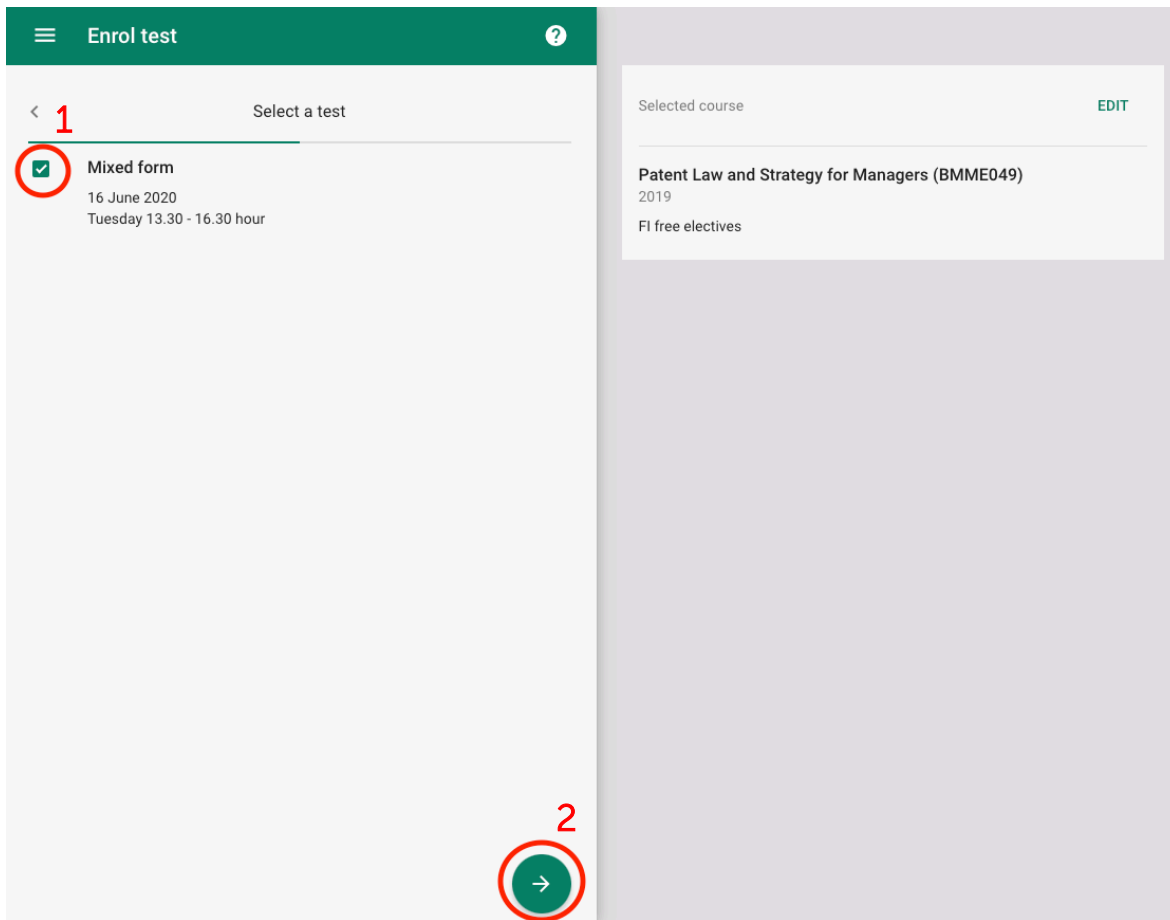
The screenshot shows a web interface for 'Enrol test'. On the left, there is a filter menu with the following options:

- Only open for test enrolment (121)
- Only from my regular programme (5)
- Academic year**
  - 2020 (159)
  - 2019 (1464)
- Period**
  - Block BA2 (1)
  - Block BA3 (1)

The right side of the interface shows a search bar and a list of 1623 courses found. The first three courses are:

- 1.2 A Beleid (FSWBA136) 2019  
Faculty: Erasmus School of Social and Behavioural Sciences  
Study points: 8 EC  
Enrolment is closed
- 1.3 A Org & management in the publ. sec. (FSWBA143) 2019  
Faculty: Erasmus School of Social and Behavioural Sciences  
Study points: 8 EC  
Enrolment is closed
- 1.5 A Public law (FSWBA138) 2019

**Step 6:** This is a two-step action. First, click on mixed form. Second, confirm this choice by clicking on the button below. Don't forget the second step!



**Step 7:** Check whether your registration is successfully completed by clicking on 'Show my registrations'. If the exam appears in the overview of registration of tests, you have successfully registered for the re-sit.

